



# Rambling Rose Shawl

## Part Three

4.5mm Hook

UK Terms

### Squaring Off Roses

With Color C

1. (WS) \*dc in to the back of the dc between petal, ch5\* Repeat 8 times, Join with a sl st to 1<sup>st</sup> ch5 sp.  
Total = 8dc, 8 ch5sp




*1 Catch the back of dc*



*2 Eight chain spaces*

2. Turn (RS), Ch5 (Counts as tr, plus ch2) \*7tr into next two ch5sps, ch2\*  
Repeat 3 times, 7 tr in next sp, 6 tr in next, Join to 3<sup>rd</sup> ch  
Total = 4 ch2 corners, 56tr (14 tr on each side)



Rambling Rose Shawl

Ch1 at the beginning of each round does not count as a stitch throughout the pattern

3. Ch1, \*(dc, ch2, dc) in corner space, dc in next 14 sts\* Repeat 4 times, Join to 1<sup>st</sup> st  
**Total = 4 ch2 corners, 16 dc on each side.**
4. Ch1, dc in same st \*(dc, ch2, dc) in corner space, dc in next 16 sts\* Repeat 3 times, (dc, ch2, dc) in last corner space, dc in next 15 sts Join to 1<sup>st</sup> st  
**Total = 4 ch2 corners, 18 dc on each side.**
5. Ch1, dc in same st and next st \*(dc, ch2, dc) in corner space, dc in next 18 sts\* Repeat 3 times, (dc, ch2, dc) in last corner space, dc in next 16 sts Join to 1<sup>st</sup> st  
**Total = 4 ch2 corners, 20 dc on each side.**
6. Ch1, dc in same st and next 2 st \*(dc, ch2, dc) in corner space, dc in next 20 sts\* Repeat 3 times, (dc, ch2, dc) in last corner space, dc in next 17 sts Join to 1<sup>st</sup> st  
**Total = 4 ch2 corners, 22 dc on each side.**
7. Ch1, dc in same st and 3 next st \*(dc, ch2, dc) in corner space, dc in next 22 sts\* Repeat 3 times, (dc, ch2, dc) in last corner space, dc in next 18 sts Join to 1<sup>st</sup> st  
**Total = 4 ch2 corners, 24 dc on each side.**

**Fasten off and Sew in ends.**



## Joining Squares


Join eight squares and then the other nine squares together creating 2 panels.

Place two squares front sides facing each other.

Skip the chain spaces; you will work in to the **dc's** only, using the both loops

Work one dc into the loops of each corresponding stitch.

**Total = 24 dc**



## Finishing edge


Starting in the chain 2 corner space of any long side,

\*dc in ch sp, dc in the next 24 sts, dc in ch sp\* repeat to end.

Only on one side of the panels. This will be the edge you use to join to your main shawl.

**Long Panels = 234 dc on each side**

**Short Panel = 208 dc on each side**



Fasten off and sew in ends. Do not join to your shawl.

