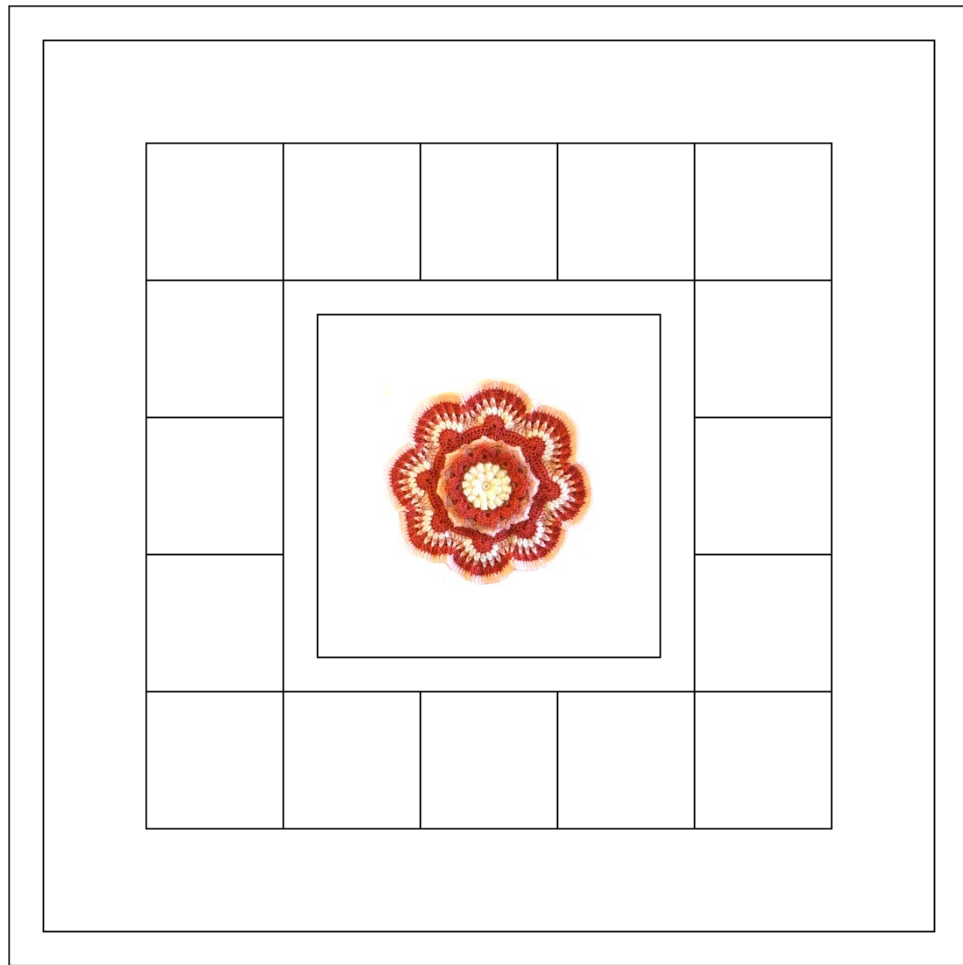


Floralia



Part One

UK Terms



Full Tutorial by Helen Shrimpton – Crystals and Crochet

Center Bloom

4mm Hook

Ch4, join to first ch to create a loop or make a magic loop

Round 1

Ch1, make 8 dc in to loop, join to 1st dc with a sl-st.

Total = 8 dc

Round 2

Ch3, (counts as 1st tr of repeat) *PC, ch2 in each st*. Join to 1st PC with a slip st.

Total = 8 popcorns, 8 ch2sp

Round 3

Slip st into ch2sp. Ch3 (counts as first tr of repeat), *(PC, ch3, PC) in ch2 space, ch3*. Repeat 8 times. Join to 1st PC with a slip st. Fasten off

Total = 16 popcorns, 16 ch3sp

Measures 2 ½ "



Round 4


Start in any ch3sp. *(dc, ch5, dc) in next ch3sp, (dc, ch1, dc) in the next ch3sp* Repeat 8 times. Sl-st join to 1st st.

Total = 8 ch5sp, 8 ch1sp, 32dc

Round 5

Slip st into ch5sp, ch3 (counts as 1st tr of repeat). *3tr, 2htr, ch2, 2htr, 3tr into ch5sp, dc in next ch1 sp* Sl-st join to 1st st., Fasten off.

Total = 8 petals





Round 6

You will be working into ch sps from {RD3}, working behind petals just made.

Start in the center of petal ch3sp {RD3}.

dc in petal center, ch3, dc in ch3 between petals, ch3 Repeat 8 times. Sl-st join to 1st st.

Total = 16 ch3sp, 16 dc



Round 7


Ch1 *2dc in next ch-sp, ch7, 2dc in next ch-sp, ch3* Repeat 8 times. Sl-st join to 1st st.

Total = 8 ch7sp, 8 ch3sp, 32 dc

Round 8

Slip st over to next ch7sp, ch3 (counts as 1st tr of repeat) *(4tr, 3htr, ch2, 3htr, 4tr) in ch7sp, dc in the next ch3sp* Repeat * 8 times. Sl-st join to 1st st. Fasten off

Total = 8 petals



Round 9

Working behind petals.

Start in the ch3 of {RD7}, before the dc of {RD 8}.

(dc in ch3 from {RD7}, ch7, skip dc, dc in ch3 from {RD7} after dc), (2dc in next two ch3sps from {RD 6}) Repeat 8 times. Sl-st join to 1st st.

Total = 8 ch7, 48dc



Round 10

Slip st into ch7sp, ch3 (counts as 1st tr of repeat). *(4tr, 3htr, ch2, 3htr, 4tr) in ch7sp, skip 3 sts, dc in next* Repeat 8 times, Sl-st join to 1st st. Fasten off


Total = 8 petals

Round 11

Working behind petals.

Start around any dc between petals from {RD 10}. *bpdc around dc, ch7* repeat 8 times, Sl-st join to 1st st.

Total = 8 bpdc, 8 ch7 sp



Round 12

Slip st into ch7sp. ch3 (counts as 1st tr in set). *12 tr in each ch7sp* Sl-st join to 1st st.

Total = 96 tr

Round 13

Ch1, htr in same stitch, htr in each st to end, Sl-st join to 1st st.

Total = 96 htr

Measures 6"

Round 14

Ch1, dc in same st, dc in next *skip 2, 8tr in next st, skip 2, dc in next 7 sts* Repeat 8 times, omitting last 2 dc on last repeat. Join. Fasten off

Total = 8 tr fans, 56dc

Round 15

Start in the 4th dc after any fan with a dc, dc in next 3 sts * Ch7, skip fan placing the ch7 behind petal, dc in next 7 sts* Repeat to end, omitting last 4dc. Join. Fasten off

Total = 8 ch7, 56 dc

Round 16

Start in the back loop of 2nd dc after any fan *bldc in 5 sts, skip next dc, (2tr-cl in first st of fan, ch1) x 7, 2tr-cl in last st of fan, skip next dc* Repeat to end. Join. Fasten off.

Total = 40 bldc, 64 2tr clusters, 56 ch1sp



Round 17

Start around 1st cluster of any fan *(fptr around cluster, ch1) x 7, fptr around last cluster, skip 2 dc from {RD 15}, htr in the next 3 front loops of {RD15}, skip 2* Repeat. Join. Fasten off

Total = 64 fptr, 56 ch1sp, 24 htr.



Round 18

Note: you will be working into the chain spaces from {RD16} in between clusters, pushing ch1sp from {RD17} behind. The dc will be worked into {RD17}

Start in 1st fptr of any fan *(dc in fptr, tr in ch1sp {RD16}) x3, dc in next fptr, 2tr in next ch1sp {RD16}, *(dc in fptr, tr in ch1sp {RD16}) x3, dc in last fptr, skip htr {RD17}, dc in next, skip 1* Repeat to end, Join. Fasten off.

Total = 56 tr, 72 dc



Round 19

You will be working around the stitches from {RD17} only.

Start around 1st fptr of any fan {RD17} *(fptr, ch1) x3, fptr, ch2, (fptr, ch1) x3, fptr around last fptr of fan, fptr around the middle htr* Repeat to end, Join. Fasten off.

Total = 72 fptr, 48 ch1sp, 8ch2sp



Round 20

You will be working around the stitches from {RD18} and {RD19}.

tr's are worked into {RD18} pushing ch2sp behind

Start around 1st fptr from round 19 * (fptr around fptr from {RD19}, 2tr into tr from {RD18}) x4, (2tr into tr from {RD18}, fptr around fptr from round {RD19}) x4. Skip 1* Repeat to end. Join.

Fasten off

Total = 64 fptr, 128 tr



Round 21

Start around the last and first fptr of any fan.

fptr around last & 1st fptr, tr in next 22 Repeat to end Join, Fasten off

Total = 8 fptr, 176 tr



Measures 10 ½"

End of Part One

