

# FLORALIA



## Part Eight

UK Terms



## Border

**Important:** Place st marker in back loops of the two corner htr's

### Round 81

*This round you will be working in the front loops only. Use a 4.5mm hook if your slip stitches are tight and pulling*

ch1. \*fl-slst in each st around the entire blanket\* Leave stitch markers in back loops.

**Total per side = 209 fl-slsts each side**




### Round 82

*This round you will be working in the free back loops behind the sl-sts just made. Pick up the 3<sup>rd</sup> loop for stability. Move stitch markers up as you work the stitches. Switch back to 4mm hook*

Start in the 1<sup>st</sup> back loop of any corner (1<sup>st</sup> stitch marker).

\*bl-dc (1<sup>st</sup> stitch marker) bl-dc in each st to next stitch marker \* 4 times. Join. Fasten off

**Total per side = 209 bl-dc**




### Round 83

Start in the 1<sup>st</sup> marked st of any corner.

\*3tr-cl (1<sup>st</sup> marked st), ch2, 3tr-cl in next (2<sup>nd</sup> marked st) corner made, (ch2, tr3tog) x 69, ch2\* 4 times, Join. Fasten off.

**Total per side = 69 tr3tog, 2 3tr-cl, 70 ch2sps**




### Round 84

Start in any corner ch2sp.

\*(Vst, ch3, Vst) in corner, Vst in each ch2sp to next corner\* 4 times, Join. Fasten off.

**Total per side = 72 Vst**




Turn work over to work with wrong side facing

### Round 85

Start in any ch3 corner.

\*(BO, dc, ch2, dc, BO, dc) in corner, mark corner ch2sp, (BO, dc,) in the middle of each Vst to next corner\* 4 times, Join. Fasten off

**Total per side = 74 Bobbles**



Turn work over to work with right side facing

### Round 86


*This round you will be working in the gaps between bobbles.*

Start in any ch2 corner sp.

\*8tr in corner, (skp BO, sc in next gap, skp BO, 8tr in next gap) x 36, dc in last gap, skp last BO\*

4 times, Join, Fasten off.


**Total per side = 2 corner fans, 36 edge fans**



### Round 87

Start in the 1<sup>st</sup> tr of any corner fan.

\*dc x 4, picot, dc x 4, sc over the dc made in {RD 86} in-between bobbles\* Repeat around entire blanket. Join. Fasten off.



The End

