

# FLORALIA



## Part Eight

US Terms



## Border

**Important:** Place st marker in back loops of the two corner hdc's

### Round 81

*This round you will be working in the front loops only. Use a 4.5mm hook if your slip stitches are tight and pulling*

ch1. \*fl-slst in each st around the entire blanket\* Leave stitch markers in back loops.

**Total per side = 209 fl-slsts each side**



### Round 82


*This round you will be working in the free back loops behind the sl-sts just made. Pick up the 3<sup>rd</sup> loop for stability. Move stitch markers up as you work the stitches. Switch back to 4mm hook*

Start in the 1<sup>st</sup> back loop of any corner (1<sup>st</sup> stitch marker).

\*bl-sc (1<sup>st</sup> stitch marker) bl-sc in each st to next stitch marker \* 4 times.

Join. Fasten off

**Total per side = 209 bl-sc**




### Round 83

Start in the 1<sup>st</sup> marked st of any corner.

\*3dc-cl (1<sup>st</sup> marked st), ch2, 3dc-cl in next (2<sup>nd</sup> marked st) corner made, (ch2, dc3tog) x 69, ch2\* 4 times, Join. Fasten off.

**Total per side = 69 dc3tog, 2 3dc-cl, 70 ch2sps**




### Round 84

Start in any corner ch2sp.

\*(Vst, ch3, Vst) in corner, Vst in each ch2sp to next corner\* 4 times, Join. Fasten off.

**Total per side = 72 Vst**



Turn work over to work with wrong side facing

### Round 85

Start in any ch3 corner.

\*(BO, sc, ch2, sc, BO, sc) in corner, mark corner ch2sp, (BO, sc,) in the middle of each Vst to next corner\* 4 times, Join. Fasten off

**Total per side = 74 Bobbles**



Turn work over to work with right side facing

### Round 86


*This round you will be working in the gaps between bobbles.*

Start in any ch2 corner sp.

\*8dc in corner, (skp BO, sc in next gap, skp BO, 8dc in next gap) x 36, sc in last gap, skp last BO\*

4 times, Join, Fasten off.

**Total per side = 2 corner fans, 36 edge fans**



### Round 87

Start in the 1<sup>st</sup> dc of any corner fan.

\*sc x 4, picot, sc x 4, sc over the sc made in {RD 86} in-between bobbles\* Repeat around entire blanket. Join. Fasten off.

